

IOTIQ INNOVATIONS PRIVATE LIMITED

CIN: U72200TG2018PTC126920

LEVEL-7, PARDHA PICASA BUILDING, MADHAPUR, HYDERABAD - 500081

BALANCE SHEET AS AT 31st MARCH 2026

(Amount in Rs)

	PARTICULARS	Note No.	As at 31 March, 2026	As at 31 March, 2025
I	ASSETS:			
(1)	Non-current assets			
	(a) Property, Plant and Equipment	3	1,60,74,688	11,80,978
	(b) Goodwill		-	-
	(c) Other Intangible Assets	3	1,24,01,411	92,14,209
	(d) Intangible Assets under development		-	-
(2)	Current assets			
	(a) Inventories	4	5,58,20,870	2,18,15,169
	(b) Financial assets		-	-
	(i) Investments		-	-
	(ii) Trade receivables	5	26,70,297	33,09,485
	(iii) Cash and cash equivalents	6	15,55,390	6,24,414
	(iv) Bank Balances other than (iii) above		-	-
	(v) Loans and Advance	7	3,58,018	4,50,407
	(c) Other current assets	8	5,23,10,724	16,73,336
	TOTAL ASSETS		14,11,91,397	3,82,67,998
II	EQUITY AND LIABILITIES:			
	Equity			
	(a) Equity Share Capital	9	11,00,000	1,00,000
	(b) Reserves and Surplus	10	1,43,82,808	39,74,535
(1)	Non Current Liabilities			
	(a) Financial Liabilities			
	(i) Borrowings	11	5,37,86,171	1,34,14,476
	(b) Deferred tax liabilities (Net)	12	10,27,902	2,40,733
(2)	Current Liabilities			
	(a) Financial Liabilities			
	(i) Borrowings	13	4,36,96,410	1,23,25,811
	(ii) Trade Payables	14	1,22,42,631	11,16,299
	(iii) Other financial liabilities		-	-
	(b) Other current liabilities	15	1,06,48,912	64,29,721
	(c) Provisions	16	43,06,564	6,66,423
	TOTAL EQUITY AND LIABILITIES		14,11,91,397	3,82,67,998

As per our report of even date
For AMIRINENI & ASSOCIATES
 Chartered Accountants
 F.R.N: 023470S

GANESH AMIRINENI
 Proprietor
 M. No. 257205
 UDIN: 26257205BZDOUS9944



Place: Hyderabad
 Date: 27/05/2026

FOR AND ON BEHALF OF BOARD
IOTIQ INNOVATIONS PRIVATE LIMITED

ASHOK KUMAR BUDDHARAJU
 Director
 DIN: 03389822

A. Gowtham

GOWTHAM ALOKAM
 Director
 DIN: 10840294



IOTIQ INNOVATIONS PRIVATE LIMITED

CIN: U72200TG2018PTC126920

LEVEL-7, PARDHA PICASA BUILDING, MADHAPUR, HYDERABAD - 500081

PROFIT AND LOSS ACCOUNT FOR THE YEAR ENDED 31st MARCH'2026

(Amount in Rs)

	PARTICULARS	Note No.	Year Ended 31-Mar-2026	Year Ended 31-Mar-2025
I	Revenue from operations	17	93,66,12,044	15,03,94,629
II	Other Income	18	6,60,000	-
III	Total Revenue		93,72,72,044	15,03,94,629
IV	Expenses:			
	Direct Expenses	19	93,96,60,595	14,90,06,191
	Change in Inventories	20	-3,40,05,701	-1,01,66,583
	Employees Benefit Expenses	21	41,42,045	54,49,433
	Finance Cost	22	40,34,200	10,87,599
	Depreciation and Amortisation Expenses	23	29,83,435	9,17,659
	Other Expenses	24	43,12,958	8,86,177
	Total Expenses		92,11,27,532	14,71,80,476
V	Profit before exceptional items and tax		1,61,44,512	32,14,153
	-Exceptional Items		-	-
VI	Profit before tax		1,61,44,512	32,14,153
VII	Tax Expense			
	- Current tax		39,49,070	5,69,418
	- Deferred tax		7,87,169	73,820
	- Mat Credit Entitlement		-	-
VIII	Profit for the period (V-VI)		1,14,08,273	25,70,915
IX	Other Comprehensive Income (OCI)			
	i) Items that will not be reclassified to profit & loss		-	-
	reclassified to profit & loss		-	-
	Other comprehensive income for the year (net of tax)		-	-
X	Total Comprehensive Income (VII+VIII)		1,14,08,273	25,70,915
XI	Earnings per equity share: (Equity shares of par value of Rs.10/- each)			
	- Basic		103.71	257.09
	- Diluted		103.71	257.09


As per our report of even date
For AMIRINENI & ASSOCIATES
Chartered Accountants
F.R.N: 023470S

GANESH AMIRINENI

Proprietor

M. No. 257205

UDIN: 26257205BZDOUS9944



FOR AND ON BEHALF OF BOARD
IOTIQ INNOVATIONS PRIVATE LIMITED

ASHOK KUMAR BUDDHARAJU

Director

DIN: 03389822

A. Gowtham

GOWTHAM ALOKAM

Director

DIN: 10840294



Place: Hyderabad
Date: 27/05/2026

IOTIQ INNOVATIONS PRIVATE LIMITED

CIN: U72200TG2018PTC126920

CASH FLOW STATEMENT FOR THE PERIOD ENDED 31st MARCH, 2026

(Amount in Rs)

PARTICULARS	Year ended 31 March, 2026	Year ended 31 March, 2025
A. Cash flows from operating activities		
Profit / (Loss) before tax	1,61,44,512	32,14,153
Adjustments for :		
Depreciation	29,83,435	9,17,659
Interest expense	40,34,200	10,87,599
Interest income	-	-
Operating profit / (loss) before working capital changes	2,31,62,147	52,19,411
Movement in working capital:		
Decrease/(increase) in trade receivables and other current assets	6,39,188	(21,28,830)
Decrease/(increase) in inventories	(3,40,05,701)	(1,01,66,583)
Decrease/(increase) in loans and advances	(5,06,37,388)	(13,99,422)
Decrease/(increase) in Preliminary Expenses	92,389	(2,19,342)
(Decrease)/increase in current liabilities	1,89,85,664	49,40,911
Cash generated from operations	(4,17,63,700)	(37,53,855)
Direct taxes paid	39,49,070	5,69,418
Net Cash used in Operating Activities (A)	(4,57,12,771)	(43,23,273)
B. Cash flows from investing activities		
Purchase of Fixed assets (including CWIP)	(1,60,78,748)	(65,00,378)
Intangible Assets under development	-	47,50,000
Purchase of property, plant and equipment	(49,85,600)	(6,00,000)
Margin money deposits	-	-
Interest received	-	-
Net cash from / (used in) investing activities (B)	(2,10,64,348)	(23,50,378)
C. Cash flows from financing activities		
Proceeds from Borrowings	3,13,70,599	1,23,25,811
Repayment of Unsecured Loan	4,03,71,695	(46,23,139)
Repayment of Loan	-	-
Interest Paid	(40,34,200)	(10,87,599)
Net cash from / (used in) financing activities (C)	6,77,08,094	66,15,073
Net increase in cash and cash equivalents (A+B+C)	9,30,975	(58,578)
Cash and cash equivalents at beginning of the year	6,24,414	6,82,992
Cash and cash equivalents at end of the year	15,55,388	6,24,413

Note

- 1) The Cash Flow Statement is prepared in accordance with the indirect method stated in Accounting Standard 3 on Cash Flow Statements and presents the cash flows by operating, investing, financing activities.
- 2) Accompanying notes form an integral part of Cash Flow Statement.

As per our report of even date
For AMIRINENI & ASSOCIATES
 Chartered Accountants
 F.R.N: 023479S

GANESH AMIRINENI
 Proprietor
 M. No. 257205
 UDIN: 26257205BZDOUS9944



FOR AND ON BEHALF OF BOARD
IOTIQ INNOVATIONS PRIVATE LIMITED

ASHOK KUMAR BUDDHARAJU
 Director
 DIN: 03389822

A. Gowtham
GOWTHAM ALOKAM
 Director
 DIN: 10840294



Place: Hyderabad
 Date: 27/05/2026

IOTIQ INNOVATIONS PRIVATE LIMITED
Notes to accounts
NOTE NO. 3: PROPERTY, PLANT AND EQUIPMENT:
(Amount in Rs.)

Particulars	Land	Computers	Vehicles	Total	Software (Intangible Assets)	Cumulative
Deemed cost (gross carrying amount)						
Balance at 1 April 2022	-	1,70,000	10,00,000	11,70,000	36,11,981	47,81,981
Additions	-	-	-	-	-	-
Disposals	-	-	-	-	-	-
Balance at 31 March 2023	-	1,70,000	10,00,000	11,70,000	36,11,981	47,81,981
Additions	-	-	-	-	12,45,945	12,45,945
Disposals	-	-	-	-	-	-
Balance at 31 March 2024	-	1,70,000	10,00,000	11,70,000	48,57,926	60,27,926
Additions	6,00,000	-	-	6,00,000	65,00,378	71,00,378
Disposals	-	-	-	-	-	-
Balance at 31 March 2025	6,00,000	1,70,000	10,00,000	17,70,000	1,13,58,304	1,31,28,304
Additions	-	49,990	1,60,28,758	1,60,78,748	49,85,600	2,10,64,348
Disposals	-	-	-	-	-	-
Balance at 31 March 2026	6,00,000	2,19,990	1,70,28,758	1,78,48,748	1,63,43,904	3,41,92,652
Accumulated depreciation at 1 April	-	29,568	1,29,196	1,58,764	4,36,844	5,95,608
Depreciation for the year	-	23,410	1,08,851	1,32,261	5,29,295	6,61,556
Balance at 31 March 2023	-	52,978	2,38,047	2,91,025	9,66,139	12,57,164
Depreciation for the year	-	29,247	1,23,084	1,52,331	4,05,964	5,58,295
Balance at 31 March 2024	-	82,225	3,61,131	4,43,356	13,72,103	18,15,458
Depreciation for the year	-	26,917	1,18,750	1,45,667	7,71,992	9,17,659
Balance at 31 March 2025	-	1,09,141	4,79,881	5,89,022	21,44,095	27,33,117
Depreciation for the year	-	33,574	11,51,463	11,85,037	17,98,398	29,83,435
Balance at 31 March 2026	-	1,42,715	16,31,344	17,74,060	39,42,493	57,16,553
Carrying amounts(net)						
At 1st April 2022	-	1,40,432	8,70,804	10,11,236	31,75,137	41,86,373
At 31st March 2023	-	1,17,022	7,61,953	8,78,975	26,45,842	35,24,817
At 31st March 2024	-	87,775	6,38,869	7,26,644	34,85,823	42,12,468
At 31st March 2025	6,00,000	60,859	5,20,119	11,80,978	92,14,209	1,03,95,187
Balance at 31 March 2026	6,00,000	77,275	1,53,97,414	1,60,74,688	1,24,01,411	2,84,76,099
Less: Transfer to Capital Reserve	-	-	-	-	-	-
Balance at 31 March 2026	6,00,000	77,275	1,53,97,414	1,60,74,688	1,24,01,411	2,84,76,099



IOTIQ INNOVATIONS PRIVATE LIMITED**Notes to accounts****4 Inventories****(Amount in Rs.)**

Particulars	As at 31-March-2026	As at 31-March-2025
Stock in Hand	2,98,91,695	1,44,47,432
Working in Progress	2,59,29,175	73,67,737
	5,58,20,870	2,18,15,169

5 Trade receivables

Particulars	As at 31-March-2026	As at 31-March-2025
Unsecured : Considered good		
(a) Due for the period more than six months	-	-
(b) Due for the period less than six months	26,70,297	33,09,485
	26,70,297	33,09,485

6 Cash and Cash Equivalents



Particulars	As at 31-March-2026	As at 31-March-2025
Cash in Hand	15,960	8,851
Bank Balances - In Current Accounts	15,39,430	6,15,563
	15,55,390	6,24,414

7 Other financial assets

Particulars	As at 31-March-2026	As at 31-March-2025
Unsecured and Considered Goods, unless otherwise stated		
Work Advance	3,58,018	4,50,407
	3,58,018	4,50,407

8 Other current assets

Particulars	As at 31-March-2026	As at 31-March-2025
Advances to Suppliers	4,95,89,173	15,24,984
Rental Deposit	4,10,000	-
GST Carryforward	13,17,843	-
Mat Credit Entitlement	-	13,903
TDS Receivable	9,93,708	1,34,449
	5,23,10,724	16,73,336



IOTIQ INNOVATIONS PRIVATE LIMITED**Notes to accounts****NOTE NO. 9: EQUITY SHARE CAPITAL:****(Amount in Rs.)**

PARTICULARS	As At 31-March-2026		As At 31-March-2025	
	Number	Value	Number	Value
Authorised Equity Shares of Rs. 10/- each	2,50,000	25,00,000	1,00,000	10,00,000
Issued, Subscribed and Paid up Equity Shares of Rs. 10/- each fully paid up (Refer foot note (a) to (c) below)	1,10,000	11,00,000	10,000	1,00,000
Total	1,10,000	11,00,000	10,000	1,00,000

Foot note:**(a) Reconciliation of the number of shares outstanding as at March 31, 2026:**


PARTICULARS	As At 31-March-2026		As At 31-March-2025	
	Number	Value	Number	Value
Equity Shares outstanding at the beginning of the year	10,000	1,00,000	10,000	1,00,000
Addition: During year	1,00,000	10,00,000	-	-
Equity Shares outstanding at the end of the year	1,10,000	11,00,000	10,000	1,00,000

(b) Details of Shareholders holding more than 5 % shares:

PARTICULARS	As At 31-March-2026		As At 31-March-2025	
	No. of Shares	% of Holding	No. of Shares	% of Holding
1 ACS Technologies Limited	56,100	51.00%	5,100	51.00%
2 Ashok Kumar Buddharaju	47,300	43.00%	4,300	43.00%
3 Gowtham Alokam	6,600	6.00%	-	0.00%
4 Prabhakara Rao Alokam	-	0.00%	300	3.00%
5 Rama Krishna Nag	-	0.00%	300	3.00%
	1,10,000	100.00%	10,000	100.00%

(c) Terms and rights attached to the equity shares:

The Company has only one class of equity shares having par value of Rs.10/- each. Each holder of equity shares is entitled for one vote per share. Distribution of dividends and repayment of capital, if any, by the company, shall be subject to the provisions of applicable laws.



IOTIQ INNOVATIONS PRIVATE LIMITED
Statement of Changes in Equity
For the year ended 31st MARCH 2026



a. Equity share capital (Amount in Rs.)

Particulars	Amount
Balance as at the 31 March 2024	1,00,000
Changes in equity share capital during Year	-
Balance as at the 31 March 2025	1,00,000
Changes in equity share capital during Year	10,00,000
Balance as at the 31 March 2026	11,00,000

b. Other equity

(Amount in Rs.)

Particulars	Reserves and surplus		Securities Premium	Total
	General Reserve	Retained Earnings	Others	
Balance as at the 31 March 2024	-	14,03,620	-	14,03,620
Profit or loss	-	25,70,915	-	25,70,915
Other comprehensive income(net of tax)	-	-	-	-
Total comprehensive income	-	25,70,915	-	25,70,915
Transactions with owners in their capacity as owners directly in equity	-	-	-	-
Balance as at the 31 March 2025	-	39,74,535	-	39,74,535
Profit or loss	-	1,14,08,273	-	1,14,08,273
Other comprehensive income(net of tax)	-	-	-	-
Total comprehensive income	-	1,14,08,273	-	1,14,08,273
Less: Bonus Issue	-	10,00,000	-	10,00,000
Balance as at the 31 March 2026	-	1,43,82,808	-	1,43,82,808



10 Reserves and Surplus**(Amount in Rs.)**

Particulars	As at 31-March-2026	As at 31-March-2025
(a) Securities Premium:	-	-
(b) General Reserve:	-	-
(c) Retained earnings:		
Opening balance	39,74,535	14,03,620
Add: Net profit during the year	1,14,08,273	25,70,915
Less: Assets Written off during the year	-	-
Less: Bonus Issue	10,00,000	-
Closing balance	1,43,82,808	39,74,535
(d) Other Comprehensive income:	-	-
Total	1,43,82,808	39,74,535

11 Long Term Borrowings

Particulars	As at 31-March-2026	As at 31-March-2025
Unsecured Loans		
- From Directors	14,76,822	9,83,322
- From Inter Corporate	3,90,98,305	1,24,31,154
	4,05,75,127	1,34,14,476
Secured Loans		
- Vehicle Loan	1,32,11,044	-
	1,32,11,044	-
	5,37,86,171	1,34,14,476

12 Deferred Tax Asset/ (Liabilities)

Particulars	As at 31-March-2026	As at 31-March-2025
Opening Balance	2,40,733	1,66,913
Add: Current Year Provision	7,87,169	73,820
Closing Balance	10,27,902	2,40,733

13 Borrowings

Particulars	As at 31-March-2026	As at 31-March-2025
Current borrowings		
Working Capital Limits	4,36,96,410	1,23,25,811
	4,36,96,410	1,23,25,811



14 Trade Payables**(Amount in Rs.)**

Particulars	As at 31-March-2026	As at 31-March-2025
Due to Small Scale Enterprises	-	-
Due to Others	1,22,42,631	11,16,299
	1,22,42,631	11,16,299

15 Other Current Liabilities & Provisions

Particulars	As at 31-March-2026	As at 31-March-2025
Employess Dues	7,08,986	8,44,932
Advance from Others	99,39,926	55,84,789
	1,06,48,912	64,29,721

16 Short Term Provisions

Particulars	As at 31-March-2026	As at 31-March-2025
Provision for Taxation	39,49,070	5,69,418
Provision for Expenses	2,40,494	97,005
Provision for audit fee	1,17,000	-
	43,06,564	6,66,423



IOTIQ INNOVATIONS PRIVATE LIMITED

Notes to accounts for the period ended 31-March-2026

17 Revenue from Operations**(Amount in Rs.)**

Particulars	Year ended 31-Mar-2026	Year ended 31-Mar-2025
Revenue from Sale of Goods	93,47,20,591	14,91,42,214
Revenue from Services	18,91,453	12,52,415
	93,66,12,044	15,03,94,629

18 Other Income

Particulars	Year ended 31-Mar-2026	Year ended 31-Mar-2025
Revenue from Rental Services	6,60,000	-
	6,60,000	-

19 Direct Expenses

Particulars	Year ended 31-Mar-2026	Year ended 31-Mar-2025
Direct Costs and Development Expenses		
Purchases and Direct Cost	93,59,18,958	14,72,10,292
Consultancy and Technical Fee	30,15,000	1,03,757
Other Expenses	7,26,637	16,92,142
	93,96,60,595	14,90,06,191

20 Changes in Inventories

Particulars	Year ended 31-Mar-2026	Year ended 31-Mar-2025
Opening stock		
Stock	1,44,47,432	94,73,907
Work in Progress	73,67,737	21,74,679
	2,18,15,169	1,16,48,586
Closing stock		
Stock	2,98,91,695	1,44,47,432
Work in Progress	2,59,29,175	73,67,737
	5,58,20,870	2,18,15,169
Net (Increase)/Decrease	(3,40,05,701)	(1,01,66,583)



21 Employees Benefit Expenses**(Amount in Rs.)**

Particulars	Year ended 31-Mar-2026	Year ended 31-Mar-2025
Salaries & Wages	37,14,532	51,04,778
Staff Welfare	1,17,125	31,345
Local Conveyance	3,10,388	3,13,310
	41,42,045	54,49,433

22 Finance Cost

Particulars	Year ended 31-Mar-2026	Year ended 31-Mar-2025
Bank Charges	8,35,908	5,93,853
Interest on Working Capital	20,08,160	4,93,746
Interest on Vehicle Loan	5,84,114	-
Interest on Unsecured Loan (Parent Com.)	6,06,017	-
	40,34,200	10,87,599

23 Depreciation and Amortisation Expenses

Particulars	Year ended 31-Mar-2026	Year ended 31-Mar-2025
Depreciation on property, plant and equipment	11,85,037	1,45,667
Amortisation of intangible assets	17,98,398	7,71,992
	29,83,435	9,17,659

24 Other Expenses

Particulars	Year ended 31-Mar-2026	Year ended 31-Mar-2025
Audit Fee	1,30,000	50,000
Communication Expenses	7,91,425	70,857
Electricity Charges	82,158	65,972
Filing Fee	46,299	14,000
Insurance	5,59,558	21,841
Office Maintenance	1,57,217	97,370
Printing and Stationary	65,552	18,359
Rates & Taxes	-	41,250
Rent	18,42,500	1,29,800
Repairs & Mtn	33,800	3,393
Transport Charges	4,59,950	3,09,671
Traveling Expenses	1,44,499	63,664
	43,12,958	8,86,177

